

5005370AM

Features

- Wideband omni antenna covering 698-4000 MHz
- Compact, lightweight and easy to install
- Passive Intermodulation -153 dBc @ 2x20W
- Low return loss with stable performance



This model is available in the iBwave In-Building Network Components Database - www.ibwavecomponents.com

ORDERING OPTIONS Select from the following ordering options

SELECT	MODEL NUMBER
Antenna with N-Type Female Connectors	5005370AM
Antenna with 4.3-10 Female Connectors	5005370AM-4310

ELECTRICAL SPECIFICATIONS All Bands

Frequency Range	698-4000 MHz		
Frequency Sub-Range	LOW BAND 698-960 MHz	MID BAND 1710-2700 MHz	CBRS BAND 3550-3700 MHz
Polarization	(2x) Linear		
Gain	3.2 dBi	5.4 dBi	4.4 dBi
Horizontal Beamwidth	360°	360°	360°
Impedance	50Ω		
Isolation	> 17 dB	> 20 dB	> 25 dB
VSWR	< 2.0	< 2.0	< 2.0
Passive Intermodulation 3rd Order for 2x20 W Carriers	-153 dBc	-153 dBc	-153 dBc
Maximum Power	50W		
Connector Type	2 Ports, 4.3-10 Female or N-Type Female		

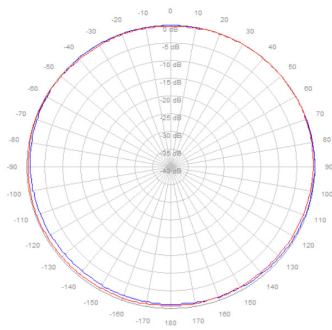
MECHANICAL SPECIFICATIONS

Antenna	Length	165 mm (6.5 in)
	Width	155 mm (6.1 in)
	Height	50 mm (2.0 in)
Net Weight		0.3 kg (0.7 lbs)
Operating Temperature		-55° to +60° C (-67° to +140° F)
Radome Material		ABS
Radome Color		White, RAL 9003
Ingress Protection		IP55
Mounting Options		Fasteners included for mounting on ceiling tile and hard surfaces

Quoted performance parameters are provided to offer typical, peak or range values only and may vary as a result of normal testing, manufacturing and operational conditions. Extreme operational conditions and/or stress on structural supports is beyond our control. Such conditions may result in damage to this product. Improvements to products may be made without notice.

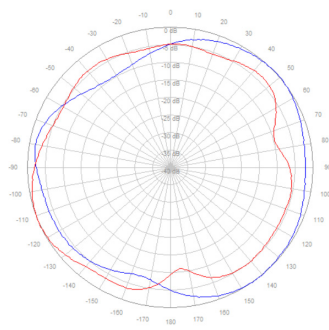
5005370AM

LOW BAND
698-960 MHz



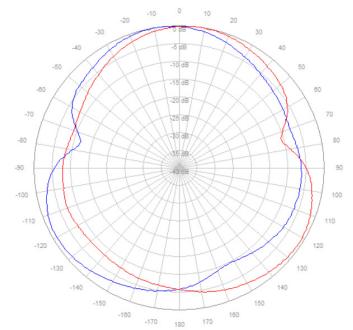
Horizontal, 790 MHz

MID BAND
1710-2700 MHz

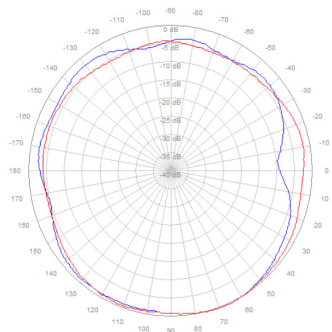


Horizontal, 2200 MHz

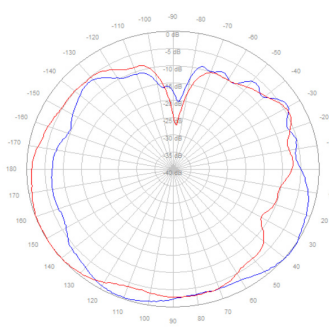
CBRS BAND
3550-3700 MHz



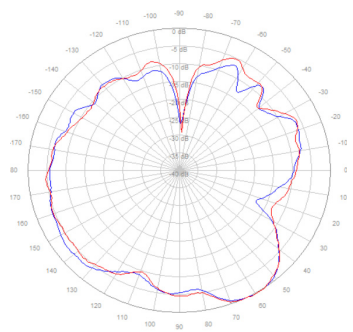
Horizontal, 3600 MHz



Vertical, 790 MHz



Vertical, 2200 MHz



Vertical, 3600 MHz

— Port 1
— Port 2

Quoted performance parameters are provided to offer typical, peak or range values only and may vary as a result of normal testing, manufacturing and operational conditions. Extreme operational conditions and/or stress on structural supports is beyond our control. Such conditions may result in damage to this product. Improvements to products may be made without notice.